

COVID-19

ANTIBODIES &

SUPPORTING REAGENTS

SARS-CoV antibodies for vaccine development,
drug discovery, diagnostics, and research.

Figure 1. Our Anti-SARS-CoV Nucleocapsid (N) Protein Antibody localizing SARS-CoV-2 infection in human liver ductal organoids.

Rockland Antibodies in COVID-19 Research

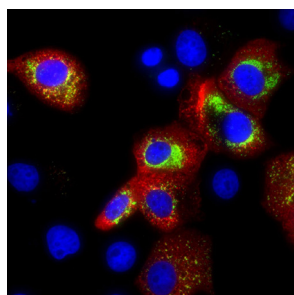


Figure 2. Our SARS-CoV Nucleocapsid (N) Protein Antibody detecting viral protein synthesis post SARS-CoV-2 infection in Vero E6 cells.

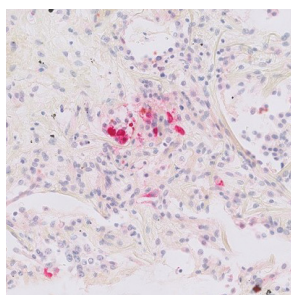


Figure 3. Our SARS-CoV Nucleocapsid (N) Protein Antibody detecting SARS-CoV-2 in human lung.

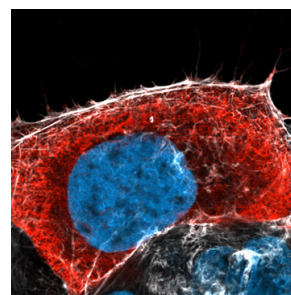


Figure 4. Our SARS-CoV Nucleocapsid (N) Protein Antibody detecting SARS-CoV-2 post-infection in Caco-2 cells.



CoV Research Assistance Program

Can Rockland help you or someone you know who is currently researching the COVID-19 pandemic? Register online or contact us today to receive discounted CoV antibodies, related antibodies, reagents, or related custom services.

Nucleocapsid Protein	Size	Catalog #
Anti-SARS-CoV Nucleocapsid (N) Protein (RABBIT)	500 µg	200-401-A50
	100 µg	600-401-A50
Anti-SARS-CoV Nucleocapsid (N) Protein (RABBIT) Biotin Conjugated	100 µg	600-406-A50
Anti-SARS-CoV-2 Nucleocapsid (N) Protein (RABBIT)	500 µg	200-401-MS4
	100 µg	600-401-MS4
Anti-SARS-CoV-2 Nucleocapsid (N) Protein (Mouse) Monoclonal	100 µg	200-301-MS4
Spike Protein	Size	Catalog #
Anti-SARS-CoV-2 Whole Spike Protein (RABBIT)	500 µg	200-401-MS9-0.5
	100 µg	600-401-MS9
Anti-SARS-CoV-2 Whole Spike Protein (RABBIT) Biotin Conjugated	100 µg	600-406-MS9
Anti-SARS-CoV-2 Spike Protein (RBD) (RABBIT)	100 µg	600-401-MS8
Other Protein	Size	Catalog #
Anti-SARS-CoV Nonstructural Protein 8 (nsp8) (RABBIT)	100 µL	100-401-A53
Anti-SARS-CoV Nonstructural Protein 13 (nsp13) (RABBIT)	100 µL	100-401-A54
Anti-SARS-CoV 3CL Protease (RABBIT)	500 µg	200-401-A51
Supporting Reagents	Size	Catalog #
Anti-HUMAN IgG (H&L) (RABBIT) Biotin Conjugated Pre-Adsorbed	2 mg	609-4617
Anti-HUMAN IgG (H&L) (RABBIT) Peroxidase Conjugated Pre-Adsorbed	2 mg	609-4317
Anti-HUMAN IgG (H&L) (RABBIT) Fluorescein Conjugated Pre-Adsorbed	2 mg	609-4217
Anti-HUMAN IgG F(c) (MOUSE) [3D8.H7.D4.IgG1 kappa]	100 µg	209-301-003
Anti-HUMAN IgM (Fc5µ) (MOUSE) [22G1.H8.IgG2b kappa]	100 µg	209-301-031
Human Red Blood Cells (RBC) 10% Washed Pooled Cells	50 mL	R407-0050
Red Blood Cell Depletion Magnetic Beads	2 mL	01-1801-20
Anti-HUMAN Red Blood Cell (RBC) (RABBIT)	50 mg	209-4139
TrueBlot® Anti-RABBIT Ig IP Agarose Beads	2.5 mL	00-8800-25
TrueBlot® Anti-RABBIT Ig IP Magnetic Beads	2 mL	00-1800-20
Anti-RABBIT IgG (H&L) (GOAT) Biotin Conjugated	2 mg	611-1602
Anti-RABBIT IgG (H&L) (GOAT) Peroxidase Conjugated	2 mg	611-1302
BlockOut® Universal Blocking Buffer for Western Blotting	500 mL	MB-073
Blocking Buffer for Fluorescent Western Blotting	500 mL	MB-070
TMB ELISA Peroxidase Substrate	1 L	TMBE-1000
TMB Ready-to-Use Membrane Peroxidase Substrate	1 L	TMBM-1000
UniGlow™ One Component Chemiluminescent Substrate	100 mL	UniGlow-0100
10X TTBS pH 7.5	1 L	MB-013
10X PBS pH 7.2	1 L	MB-008
Molecular Biology Grade UltraPure Water (1 x 1 L)	1 L	MB-010-1000
UltraPure Sterile Water	1 L	MB-009-1000

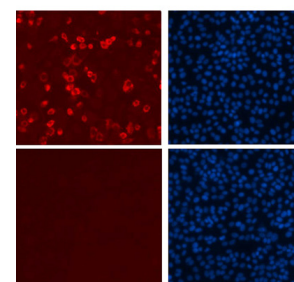


Figure 5. Our SARS-CoV-2 Spike Protein (RBD) antibody showing viral protein detection in Vero E6 cells (top left).

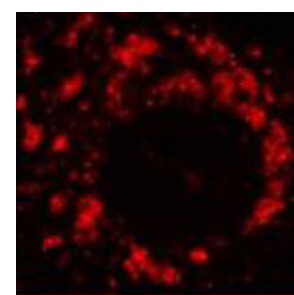


Figure 6. Our SARS-CoV Nonstructural Protein 8 (nsp8) Antibody detecting SARS-CoV-2 post-infection in Vero-E6 cells.

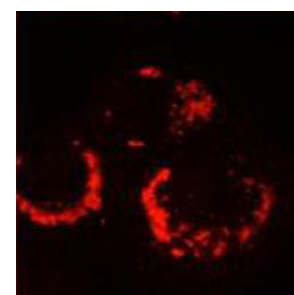


Figure 7. Our SARS-CoV Nonstructural Protein 13 (nsp13) Antibody detecting SARS-CoV-2 post-infection in Vero-E6 cells.

Can't find what you're looking for? The above lists highlight some of our best selling COVID-19 products; however, we have over 15,000 antibodies and supporting reagents to choose from. If you're in need of something specific, our custom services team can develop and characterize antibodies to your unique specifications. Visit our website or contact our technical support team for more information.